

Advanced Image Manipulation: Photo-Composite

PROJECT 1: PART ONE

2 points | due week two

Design Problem:


Create illustrations that visually describe abstract or intangible ideas. Experiment with color, line and shape using the brush tools and Wacom tablet.

Methodology:


Choose and illustrate five of the following concepts. Any tools or techniques in Photoshop can be used EXCEPT text and photographs.

panic
mistake
staccato
instant
strain


memory
bitter
overpowering
clatter
propel



tension



mistake



panic

Illustration Specs:

5 x 5 inches (each illustration), 72 dpi, full color

Outcome:

Five digital files, ready for critique

*student examples
(Ben Chapman and Carlos Hermsillo)*