

Project 1.1: Illustrating a Short Story

design problem: create an illustration for a pivotal scene in an assigned short story using digital photographs, scanned images, filters and drawing tools.

source material: Harrison Bergeron by Kurt Vonnegut, Jr.
(1961, from Welcome to the Monkey House)

illustration specs: 7 x 9 inches, 220 dpi, full color

the illustration must incorporate:

- (at least)
- 3 original, digital photographs
 - 3 scanned, CD-Rom (stock) or corbis* images
 - 3 filter effects
 - 2 types of drawing tools

* no images may be downloaded from the internet unless they are from the corbis.com education site

week 2: 3 thumbnail ideas for different scenes from your assigned story

week 3: 6+ source photographs for the illustration


final illustration due week 4

the finished project includes:


1. a color printed and mounted illustration.
2. a .pdf file of the illustration (unflattened).
3. a compressed .jpg file of the illustration.
4. a process file of thumbnails, rough illustration, all unedited photographs with source information, records of filter effects and drawing tools used.

Project 1.1: Short Story Illustration[*process file*]


thumbnails




rough illustration



original digital photos



appropriated digital images



sources:

filters used

- 1:
- 2:
- 3:

drawing tools used

- 1:
- 2:

Project 1.1: Short Story Illustration [*thumbnails*]



1



2




3

scenes illustrated

1:

2:

3:



scene illustrated:

[scan at 220 ppi/dpi, full color]